



# *The* ROOFTOP

Joining Jesus in *His* Mission

MORE TO LIFE - ENGAGING THROUGH STORY

---

## LEADER'S MANUAL

# CONTENTS

INTRODUCTION .....	3
A GENERAL OVERVIEW .....	12
GUIDELINES FOR SMALL GROUP LEADERS .....	17
AN EXTRA SESSION .....	18

Written by Rev Dennis Pethers, International Pioneer The Rooftop  
[www.therooftop.org](http://www.therooftop.org)  
© 2017 The Rooftop



# A MOVEMENT OF FAITH SHARING


**More to Life - Engaging Through Story** has been produced by 'The Rooftop Academy', the online equipping hub of 'The Rooftop'. 'The Rooftop' is a movement that is committed to creating a new culture of faith sharing across the world.

More to Life - Engaging Through Story has been produced to help followers of Jesus to gain the passion and confidence to engage in conversations about Jesus with people that they are among and who are beyond the walls of the church.

This is achieved as Christians meet together in small groups, in an informal setting and use the More to Life - Engaging Through Story materials.


**The Rooftop equipping process consists of three steps:**

STEP ONE



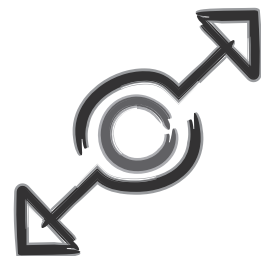
ENCOUNTER

STEP TWO



ENGAGE

STEP THREE



EXPAND

**More to Life - Engaging Through Story is an ENGAGE resource.**



---

# A GENERAL OVERVIEW

---

A key part of the More to Life – Engaging Through Story process is that each person is in a small group (we recommend not more than seven per group). This allows for deep and meaningful discussion in relation to the questions that are included in the Personal Journal.

Because of the importance of ‘small group’ it is vital that small group leaders are identified and appointed. The bullet points below outline some of the key things to bear in mind as small group leaders are appointed.

- One leader per every seven people is ideal.
- Communicating with all of the small group leaders BEFORE they begin working through the materials is preferable. If possible it may be good to get all small group leaders together in the week before and explain what More to Life - Engaging Through Story is hoping to achieve as well as going through the contents of the ‘Leader’s Manual’ and ‘Personal Journal’. This will enable leaders to become familiar with these and raise any questions that they have.
- The guidelines for small group leaders listed below will help as you communicate the requirements for leading a small group. These guidelines are very practical and will help the small group leaders to be clear on what it is that they are seeking to achieve.
- Each small group leader should be given a copy of this Leaders Manual.



---

# GUIDELINES FOR SMALL GROUP LEADERS

---

## As a small group leader please be aware of the following as you lead the group:

---

- Many followers of Jesus know the importance of sharing their faith and may even 'want to share it' but just don't do it. These materials have been produced to help followers of Jesus to gain the passion and confidence to share their faith by engaging in conversation with people who don't know Jesus.
- As you lead the small group through these materials please seek, as far as you are able, to be a facilitator rather than a 'teacher'. Allow the group to fully participate and don't be concerned about 'getting everything finished on time'. When people begin to share openly and honestly with one another then time becomes less of an issue and it becomes more difficult to 'stay with the worksheet'. This is fine! Please do not feel that you have to stop people sharing in order to complete the worksheets. It is more important that the group learns!

## Please ensure that each person within the group:

---

- is made aware of the time and location of where the group is going to meet;
- receives a Personal Journal that they bring with them each time you meet;
- is encouraged and feels able to contribute to the discussion around the questions.

## Please print out, read through and become familiar with:

---

- this leaders manual before you begin to prepare for the course;
- the Personal Journal, which will be used by the group members (each should be given a copy). This journal contains the worksheets that accompany the teaching videos. Also, take some time to view and become familiar with the teaching videos that are used as part of each session.



# Please bear in mind the following:

---

## WHERE YOU MEET

As you consider the venue where the small group will meet it is helpful to create an informal atmosphere that will encourage sharing and discussion. If possible, use a venue with comfortable seating where members can see each other, not all sitting in rows and facing the front. This is not a 'class' it is a group of people who are learning how engage in faith conversations.

## EVANGELISM MUST BE A 'CONVERSATION'

For many Christians, when the word evangelism is used, they immediately conclude that this is something that they cannot do. They imagine standing on a platform and 'preaching' or visiting homes to present the gospel with immediate result.

Because most Christians do not have the confidence to do this they conclude that 'evangelism is not my thing' and 'leave it to the experts'.

This lack of confidence is often linked to a lack of passion for people outside of the church. Because Christians rarely engage in faith conversations with people who are beyond the walls of the church they don't really get to know them and, as such, have little passion to reach them.

The reality is that in the days in which we are living, most people are farther than 'one gospel presentation' away from making a decision to follow Christ. They need to be 'discipled towards faith!' To put it another way – evangelism is a conversation that allows relationships to be built, questions to be answered and truth shared in ways that make sense to a person who may have little or no idea about Jesus.

Engaging Through Story is all about helping Christians to have faith conversations with people outside of the church.

## 'LEARNING AS A DISCIPLE'

As you lead a group through 'The Rooftop' process it is vital to bear in mind that you are seeking to help members to become active disciples who 'Join Jesus in His mission'.

This will be a challenge to many within the church who have become accustomed to small-group experiences where the Bible is studied but where there may have been very little expected of them as a result of the time spent together.

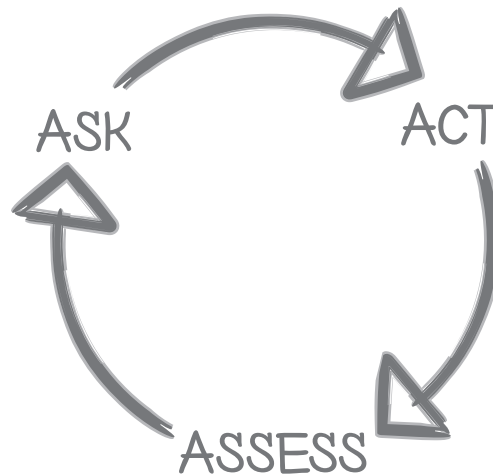
Many small group studies are similar to large group studies except that there are fewer people. This is unfortunate because the dynamic of a small group provides an environment that enables group members to learn in a more engaged way than in a large group setting.

As you look at the worksheets you will see that the teaching style used in the sessions is very interactive and that group members will be required to **put into practice** what they are learning. This is because these sessions are designed to help the group to learn what it means to follow Jesus, be His disciple, not merely to 'study'. This can be achieved really effectively in a small group setting.



There is rightly a lot of emphasis placed on the importance of teaching as a key aspect of discipleship. However, it is clear from the ministry of Jesus that teaching is not merely the passing on of information. Jesus was not only concerned that His disciples had been taught correct things, He ensured that they put them into practice. To put it another way, it is not so much a question of 'did I teach?' as 'have they learned'?

The approach to learning that is used in the worksheets is modeled in the ministry of Jesus. Jesus' teaching was far more than words alone. This is especially true in the way that He 'taught' His disciples. The following simple diagram may help you to see this:



The way that Jesus ensured that His disciples learned the things He taught was as follows:

**ASK:** Jesus taught truths that caused them to ask more questions. They were not content with what they already knew, they wanted to know more about what it meant to be His follower.

**ACT:** Jesus sent them to do things based upon the truths they were learning. (It is worth noting that He always sent them out in groups—never alone)! Jesus knew that His disciples would never fully understand the truth of His words until they acted upon what He taught them and put it into practice. 'Doing' was and is an essential part of a disciple learning what it means to follow Jesus.

**ASSESS:** Jesus frequently asked them to tell Him what they were experiencing as they put His teaching into practice. He then corrected them and taught them more things—this process was then repeated again and again.

You will see that the teaching style used in the worksheets is very interactive and requires specific action. This is because these worksheets are designed to help the group to learn what it means to follow Jesus.

## THE WORKSHEETS

Each worksheet is a blend of teaching, discussion, action and sharing that has been designed to help group members to learn how to 'Join Jesus in His Mission'.

These elements are explained more fully below. (Please see page 10 for an example worksheet.)



## VIDEO

The short video clips (no more than seven minutes in length) provide teaching that encourages discussion and participation within the group.

## DISCUSS

The Discussion element of the small group time is very important. If members of the group are going to become disciples that join Jesus in His mission it is vital that they are able to talk with each other about their honest views/fears/experiences in regard to following Jesus.

As most people forget much of what they hear very quickly we have included a space on the worksheet for the group members to write down the things that have impacted them as they watched/listened to the teaching on the video.

By writing these things and then discussing them, the group will begin to learn from one another as they 'ask' deeper questions and share out of their experience.

To help the group go deeper in discussion we have included some additional points/questions for discussion. These may or may not all be required! You are free to raise other questions for discussion. Please allow participants to raise questions as well.

## DO

As outlined above, in Jesus' approach, 'doing' is critical to learning. An old Chinese proverb says: 'I hear—I forget, I see—I remember, I do—I understand'.

The 'Do' section on the worksheet is therefore essential if the participants are to learn how to join in with the mission of Jesus. Please encourage every person to write down something that they will do as a result of what they have been learning during the time together.

## DOWNLOAD

When each person has written down what they will do it is important that they can share this with the others in the group, we call this 'Download'. In most cases Christians meet together for worship/teaching but are expected to share Jesus with others 'on their own'. These feelings of isolation cause many to be totally inactive in faith sharing. Being able to talk honestly about the joys and disappointments of faith sharing is a vital ingredient of helping one another to join Jesus in His mission. This can be achieved in a small group!

As such the 'Download' time is a critical aspect of these times together as this will ensure two vitally important things that will help to ensure that those in the group do engage with lost people beyond the walls of the church.

- a **Support** – most Christians find that it is very difficult to engage with lost people. To help them not to give up it is critical that they have others that they can be honest with and share how they are getting on as they seek to engage in faith conversations with friends and neighbours.





b **Accountability** – many Christians have the best of intentions to engage with the lost but when it comes to it they just don't do it. This is often because there is nobody else who knows their intentions and can simply ask them 'How did you get on?' Being accountable to each other in this way will help many Christians to do what they had intended.

By being supportive and holding each other accountable it is far more likely that Christians will engage with people beyond the walls.

Supportive accountability will require that each member of the group can be transparently honest about how they are doing as they seek to engage.

## A SAMPLE RUNNING ORDER

The following running order is just an example of how your session may run. Please bear in mind what has been said above and also note that most of the time is allocated to discussion and sharing/praying.

Time	Detail
00.00	Welcome and introduction
00.05	Update from group members on what has been happening since the last time together
00.15	Video clip 1
00.20	Discussion
00.35	Video clip 2
00.40	Discussion
00.55	Time for participants to complete the 'do' section of the sheet.
01.00	Download – share with others what has been written and pray/encourage/hold accountable.
01.30	Close



# (EXAMPLE WORKSHEET) SESSION ONE: CAUSING HEAVEN TO REJOICE

## VIDEO CLIP ONE



Use this space to write down the things that impacted you most from the video clip.



### DISCUSS

Take some time to share and discuss the things that you have written in the box above.

Now discuss the following questions:

- What is your reaction to the story that Dennis told about his visit to the carpet shop?
- Who are some of the people you know who may have responded in a similar way.
- In what ways is church for 'churchy' people?
- How do you feel about church being for churchy people?
- How does this differ from God's heart as presented in the parables that Jesus told?
- Using the passionometer on the next page, how much passion do you have for the lost?

## VIDEO CLIP TWO Sharing in God's Passion



Use this space to write down the things that impacted you most from the video clip.



### DISCUSS

Take some time to share and discuss the things that you have written in the box above.

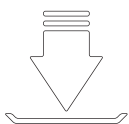
Now discuss the following questions:

- In what ways do you find yourself sometimes being a barrier that prevents lost people from seeing how God passionately loves them?
- In what ways can you be like the self-interested shepherd or the older brother who resents the father's 'unfair' generosity.
- Talk to each other about the passion you have for the lost and how God might change you.



### DO

Write down what you are going to do help you to begin to see lost people as Jesus sees them.  
Be specific:



### DOWNLOAD

Share the thing that you intend to do and then pray into each other's situations.



---

# AN 'EXTRA' SESSION

---

As you lead the group through the Engaging Through Story materials it is very likely that members will become much more open about sharing with others in the group.

Many groups have added a session that is not included in the six sessions of Engaging Through Story. It often takes the form of a half-day, or day together and simply allows time and space for each of the members, if they wish, to share the story of Jesus in their lives with the others.

It is important not to impose this on the group and it has always been most effective once the groups have been formed and members have learned to trust each other.

We suggest that, as leader of the group, you pray and think through how such an opportunity may be introduced, if appropriate, as part of the Engaging Through Story process.





*The* **ROOFTOP**

Joining Jesus in *His* Mission

[www.therooftop.org](http://www.therooftop.org)